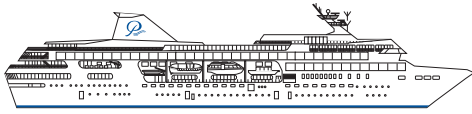


m/s PAUL GAUGUIN

DECK PLANS



OVERALL LENGTH	513 FT.
BEAM (WIDTH)	71 FT.
DRAFT	16.9 FT.
GUESTS	332
CREW	217 International
GUEST DECKS	7
GROSS TONNAGE	19,200
CRUISING SPEED	18 Knots
SHIP'S REGISTRY	Bahamas

- OS OWNER'S SUITE
- GS GRAND SUITE
- A DELUXE OCEAN VIEW
- B VERANDA STATEROOM
- C BALCONY STATEROOM
- D BALCONY STATEROOM
- E WINDOW STATEROOM
- F PORTHOLE STATEROOM

● Denotes staterooms with choice of queen bed or twin bed configuration. All other staterooms are queen bed configuration

♿ Wheelchair accessible stateroom 415

Triple Occupancy Staterooms

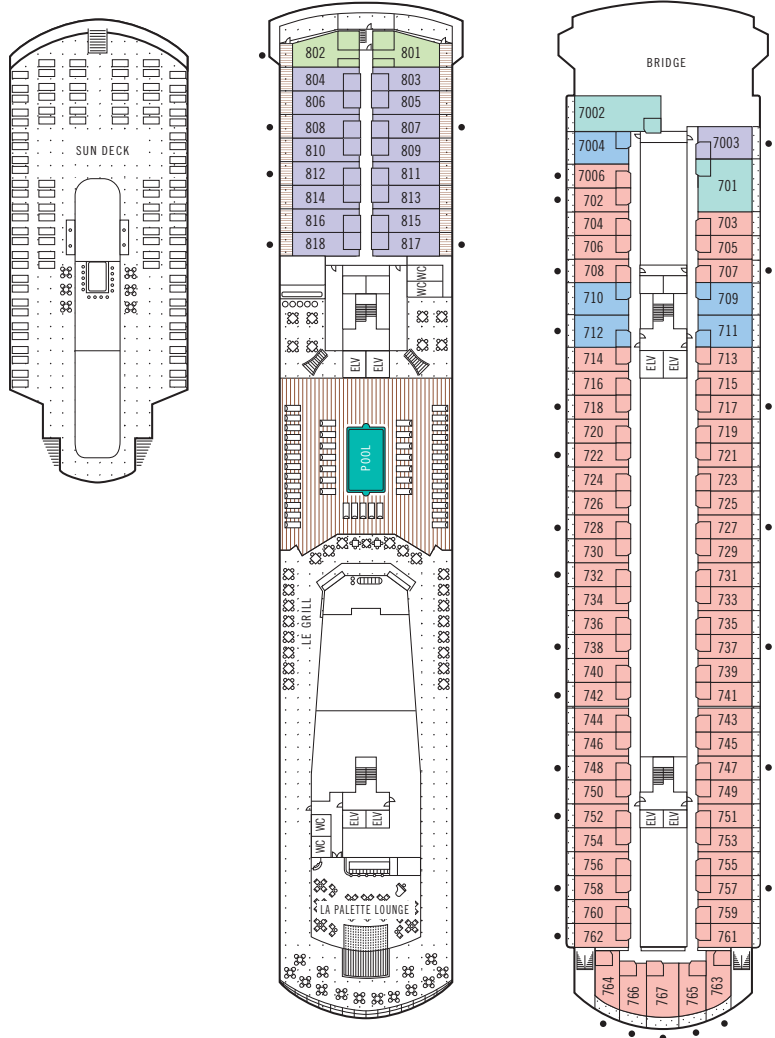
Categories OS, GS, A, B and stateroom 415 can accommodate a rollaway bed for a third person. Loveseat convertible beds are available in the following staterooms:

Category C: 12 staterooms (those ending in 6 and 8 – with the exception of 7006 and 766)

Category D: 5 staterooms (those ending in 6 and 8)

Category E: 11 staterooms (those ending in 5, 6 and 8 – with the exception of 415)

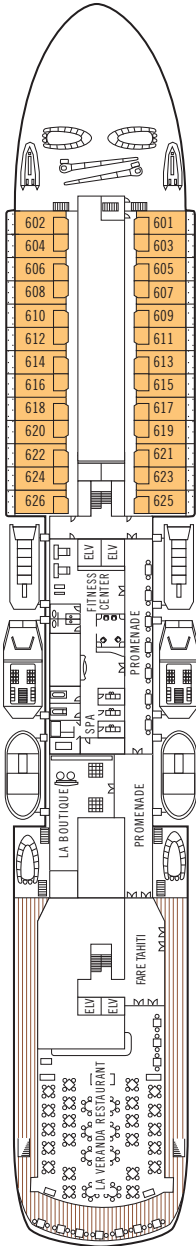

Note: Loveseat beds are slightly smaller than a standard twin bed, but can comfortably accommodate an average size adult.



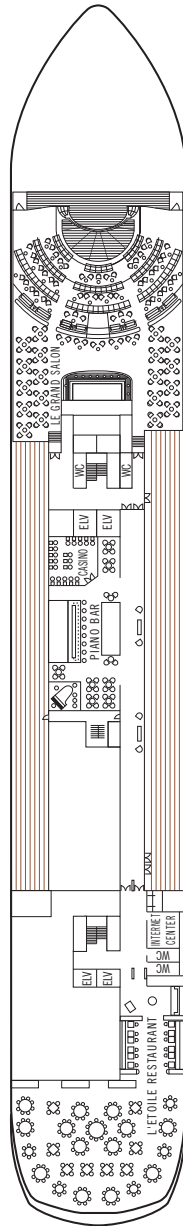
DECK NINE

DECK EIGHT

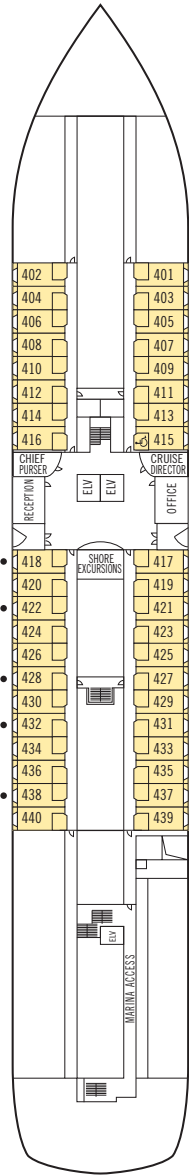
DECK SEVEN



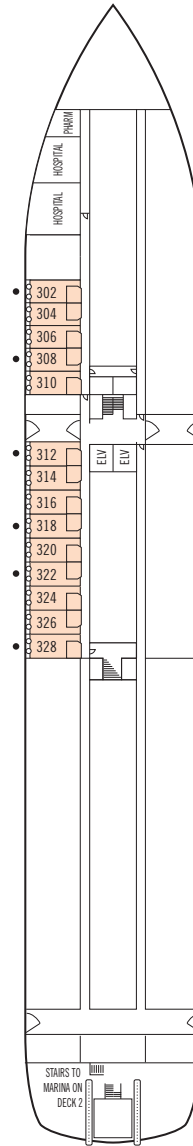
DECK SIX



DECK FIVE



DECK FOUR



DECK THREE